

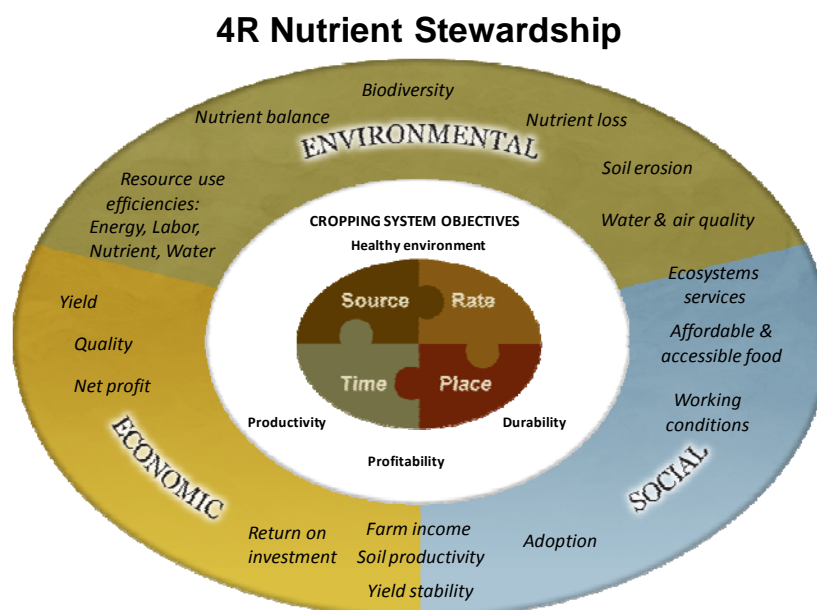
## The 4Rs in a Latin American Context Right Source at Right Rate, Right Time, and Right Place <sup>1</sup>

**Fernando O. García**

*IPNI Latin America Southern Cone Program, fgarcia@ipni.net, http://lacs.ipni.net/*

Sustainable development is recognized to consist of three components: economic, social, and environmental. Every one of these components is essential to sustainability. The 4Rs Nutrient Stewardship is a framework for nutrient use developed by the fertilizer industry to provide for sustainability.

The 4Rs Nutrient Stewardship is an innovative approach to best management practices (BMPs) for fertilizers and other nutrient sources (crop residues, manure, recycling products, amendments, and biological fixed N<sub>2</sub>), which ensures that the right source is applied at the right rate, right time, and right place (Bruulsema et al., 2008; Bruulsema et al., 2009; IFA, 2009) (**Figure 1**).



**Figure 1.** The 4R Nutrient Stewardship. Fertilizer use BMPs—applying the right nutrient source at the right rate, time, and place—integrate with agronomic BMPs selected to achieve cropping system management objectives of productivity, profitability, durability, and health of the biophysical and social environment. A balanced complement of performance indicators can reflect the influence of fertilizer BMPs on the economic, social, and environmental goals for sustainable development (Bruulsema et al., 2008; IFA, 2009).

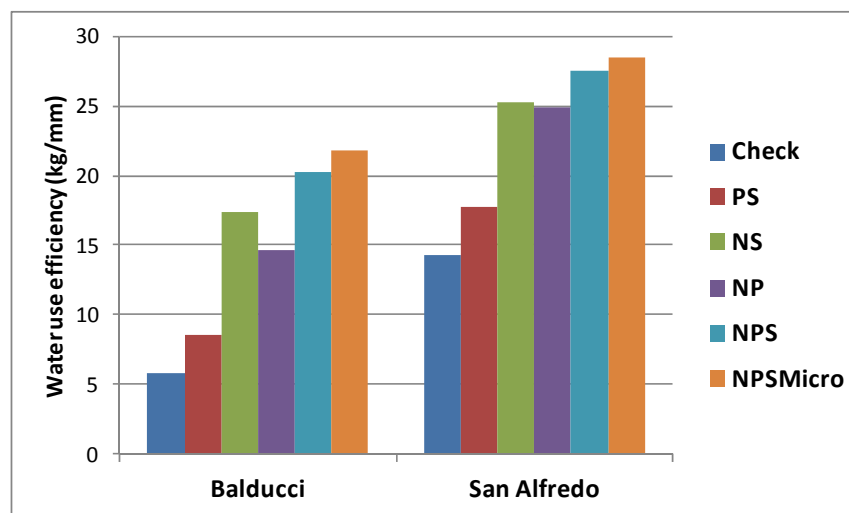
<sup>1</sup> 2012 Fertilizer Latino Americano Conference and Exhibition. Buenos Aires 18-20 January 2012. FMB-CRU Events.

The 4Rs Nutrient Stewardship allows for (Bruulsema et al., 2009):

- Selecting the “right” source, rate, time and place for sustainable production
- Checklist for proper fertilization practices and opportunities to improve
- Balancing the effort among the 4 “rights”
- Contributing to the fertilizer industry in supporting its delivery and distribution role
- A clear and simple communication with the society

Fertilizer use BMPs are based on scientific principles, interdependent, and interlinked with a set of best agronomic management practices applied in the cropping system. None of the BMPs can be right if one is wrong, and more than one combination of source, rate, place and time would be right for any specific field and season.

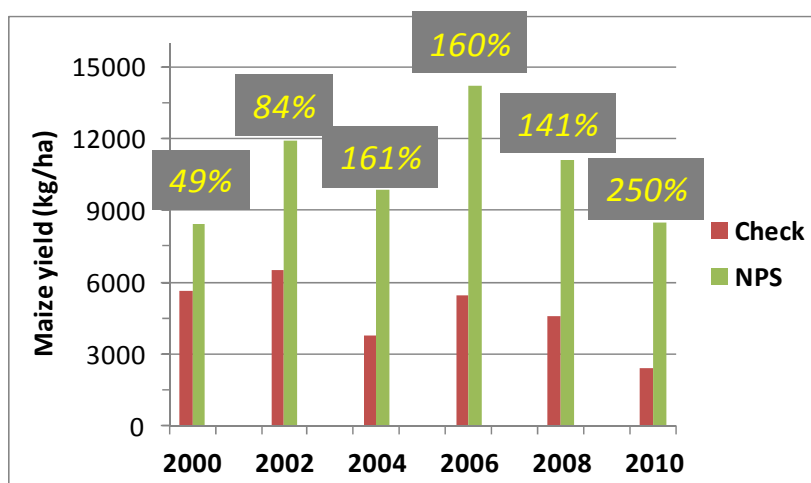
The adoption of fertilizer BMPs improves resource and input use efficiencies, i.e. balanced nutrition improves water use efficiency in dryland cropping systems (**Figure 2**). Also, the effects of applying the 4Rs Nutrient Stewardship last beyond the immediate harvest by improving soil fertility and productivity (**Figure 3**).



**Figure 2.** Water use efficiency in maize for six fertilization treatments in two sites of the Nutrition Network CREA Southern Santa Fe in the 2010/11 growing season. Source: CREA Southern Santa Fe-IPNI-ASP.

### Fertilizer use BMPs in the Southern Cone of Latin America

In the following paragraphs, some examples of BMPs, and the scientific principles associated, for the Southern Cone region of Latin America, with emphasis in the Pampas region of Argentina, are described. Further information on BMPs for nutrient use is available at Echeverria and Garcia (2005), Melgar and Diaz Zorita (2008), Garcia and Salvagiotti (2010), Alvarez et al. (2010), and Garcia and Correndo (2011).



**Figure 3.** Maize grain yields from 2000 to 2010 in the Check and NPS treatments at the Balducchi site of the Nutrition Network CREA Southern Santa Fe. The numbers in the boxes indicate the yield difference (in percentage) between both treatments. Source: CREA Southern Santa Fe-IPNI-ASP.

## 1. Right rate

### 1.1. Soil test calibration for K at Uruguay

Potassium deficiencies have been detected in the last years in field crops at several areas of Uruguay (Cano et al., 2007; Boutes et al., 2009; Garcia et al., 2009). Initial soil test calibration has indicated a critical range of exchangeable K of 0.34 meq/100 g (equivalent to 133 mg/kg), below which there is a high probability of response to K fertilization (Barbazán et al., 2011) (**Figure 4**). This calibration allows to identify fields which would need K application. Current research is orientated to the evaluation of time and place alternatives for different cropping systems.

### 1.2. Soil available N at planting or during the growing season in the Pampas

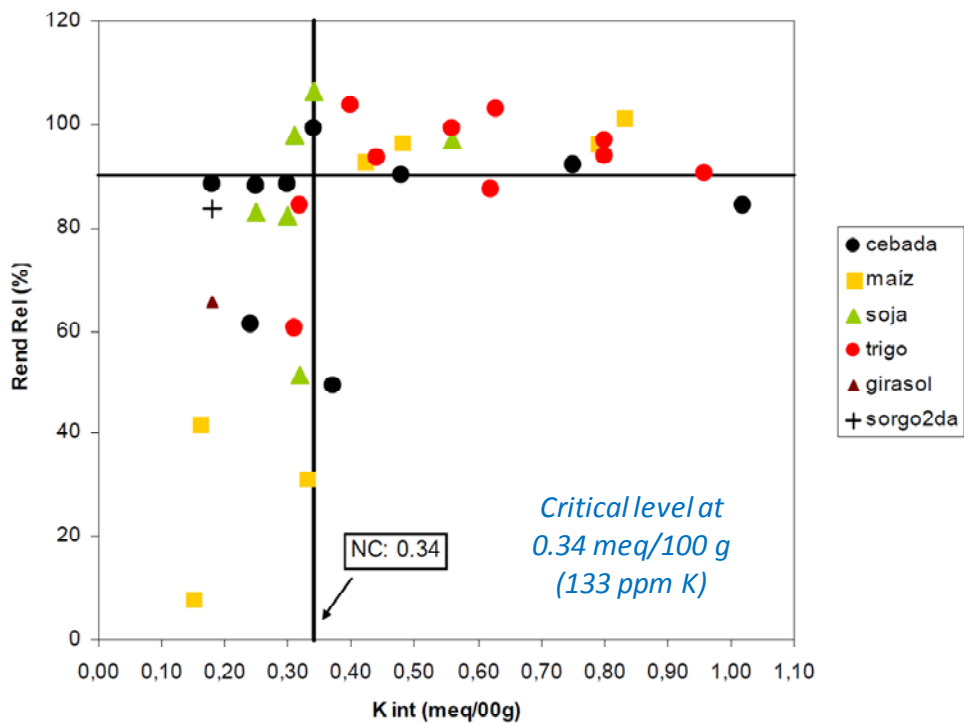
The evaluation of available (inorganic) N at planting time has been a useful tool to determine fertilizer N needs in sub humid and semiarid regions of the world. In a particular area, the level of available N at planting ( $\text{NO}_3\text{-N}$  at 0-60 cm at planting + N fertilizer) above which no response to fertilizer N is expected can be estimated (critical level). This methodology has been calibrated with success in several areas of the Pampas region of Argentina for wheat and maize, Different critical N levels have been obtained according to the crop (wheat or maize), yield goal and soil and climate conditions of the area (**Table 1**).

Nitrogen fertilizer rates (Nf) are then estimated from the difference between the critical level and the amount of  $\text{NO}_3\text{-N}$  determined before planting:

$$\text{Nf} = \text{CL} - \text{X}$$

where Nf is the amount of fertilizer N to be applied, CL is the critical level, and X is the amount of  $\text{NO}_3\text{-N}$  in the soil at 0-60 cm depth.

Soil N determinations during the growing season have been also calibrated to estimate N fertilization needs for wheat and maize. In wheat, Barbieri et al. (2008) have estimated a critical level of 126 kg/ha nitrate-N, 0-40 cm at tillering for grain yields of ca. 5000-5500 kg ha<sup>-1</sup> in southeastern Buenos Aires. In maize, several researchers evaluated the pre-sidedress nitrate test developed by Magdoff et al. (1984) in the US. Depending on grain yield and water availability, critical levels above which grain yield response to N is low or nil were 15 to 27 mg/kg nitrate-N at a 0-30 cm depth (Garcia et al., 1997; Sainz Rozas et al., 2000, Salvagiotti, 2004). Recent research has shown that N mineralization determined in short-term anaerobic incubations might contribute to improve the reliability of planting or pre-sidedress soil N tests in maize (Sainz Rozas et al., 2008).



**Figure 4.** Soil test calibration for K at Uruguay indicating a high probability of K response below the critical level of 0.34 meq/100 g (equivalent to 133 mg/kg) (Barbazan et al., 2011).

**Table 1.** Critical levels of available N at planting ( $\text{NO}_3^-$ -N, 0-60 cm depth) for wheat and maize in different areas of the Pampas with different expected yields.

Area	Critical level ( $\text{NO}_3^-$ -N, 0-60 cm + fertilizer)	Expected yield	Reference
----- kg ha <sup>-1</sup> -----			
<i>Wheat</i>			
Southeastern Buenos Aires	125	3500	González Montaner et al., 1991
Southeastern Buenos Aires	175	5000-5500	González Montaner et al., 2003
Central and South Santa Fe	92	3500-4000	Salvagiotti et al., 2004
Southern Santa Fe and Córdoba	100-150	3200-4400	García et al., 2010
<i>Maize</i>			
Northern Buenos Aires	150	9000	Ruiz et al., 2001
Northern Buenos Aires	150-170	10000	Alvarez et al., 2003
Central and South Santa Fe	135 162	< 9500 > 9500	Salvagiotti et al., 2004
Southern Santa Fe and Córdoba	150-200	10000-11000	García et al., 2010

### 1.3. Diagnosis of P fertilization in grain crops at Argentina

The diagnosis of P fertilization in Argentina is based on soil testing before planting (Bray 1-P at 0-20 cm). Critical levels vary according to the crop (**Table 2**). Rates of P fertilization depend on the criteria of the farmer/consultant: i) build-up and maintenance, or ii) sufficiency levels (Echeverría and García, 1998; Ciampitti et al., 2009). Studies in different soils in Argentina indicated rates of 3 to 10 kg P/ha in order to increase soil P-Bray 1 by 1 mg/kg (Rubio et al., 2007; Ciampitti et al., 2009), depending on the initial soil P-Bray 1 level, soil texture, grain or forage P removal, and time from fertilization.

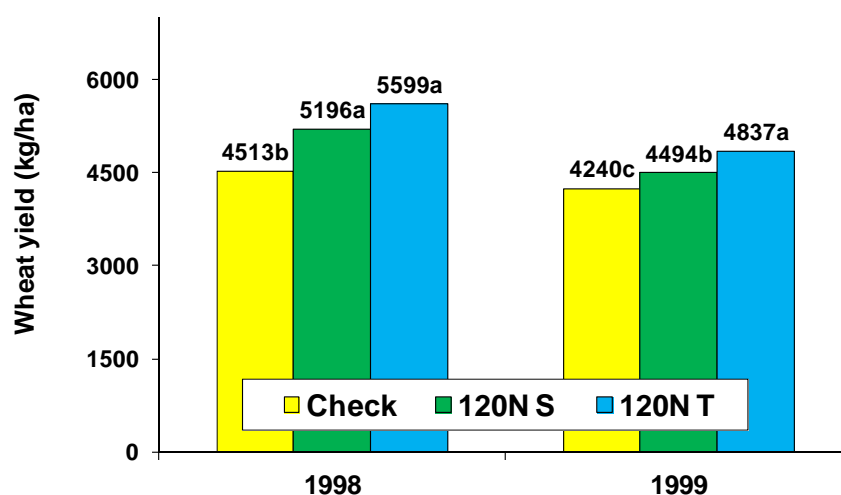
**Table 2.** Critical levels of soil P Bray 1 (0-20 cm) for wheat, soybean, sunflower and maize in the Pampas region of Argentina.

Crop	Critical level (mg/kg)	Reference
Wheat	15-20	Echeverría and García, 1998; García, 2007; Barbagelata, 2011
Soybean	9-14	Echeverría and García, 1998; Gutiérrez Boem et al., 2002; Díaz Zorita et al., 2002; Fontanetto, 2004
Sunflower	10-15	Díaz Zorita, 2004
Maize	13-18	García et al., 1997; Ferrari et al., 2000; Berardo et al., 2001; Garcia et al., 2010; Barbagelata, 2011

## 2. Right time

### 2.1. N fertilization in wheat for the Pampas region

The period from planting to the end of tillering is usually dry for most of the wheat producing area of Argentina. Therefore, early N applications usually result in high N use efficiencies (Melchiori and Paparotti, 1996; Díaz Zorita, 2000). However, in areas in the southeast of the Pampas, winter precipitation may increase nitrate leaching, and in several years N use efficiency would be improved by N topdressing at tillering compared to pre-plant or planting applications (Melaj et al., 2003; Barbieri et al., 2008) (**Figure 5**).



**Figure 5.** Wheat grain yield for different N rates and application times (S at sowing; and T at tillering) in two growing seasons at the southeastern Buenos Aires province, Argentina. (Melaj et al., 2003).

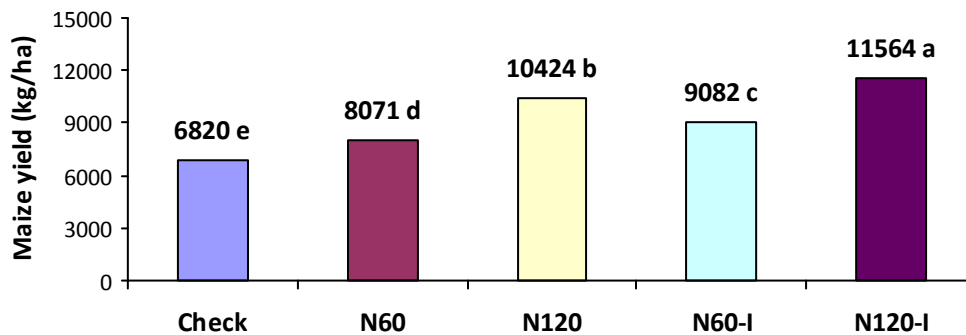
## 2.2. N fertilization for maize in the Pampas

Nitrogen applications to maize are carried out before planting, at planting, or up to V5-6 stage. Research has shown that fertilization around V5-6 usually have greater N use efficiency than early applications (Sainz Rozas et al., 1999).

## 3. Right source

### 3.1. N fertilization for maize in the Pampas

Differences in N use efficiency in maize among N fertilizers have been observed under surface applications, especially at V5-6, because of  $\text{NH}_3\text{-N}$  volatilization losses from surface-applied urea (García et al., 1999; Sainz Rozas et al., 1999; Salvagiotti and Vernizzi, 2006). Ammonia-N losses are lower with dribble UAN than surface-applied urea improving N use efficiency. However, all N fertilizer sources show similar efficiencies when they are incorporated in the soil (Fontanetto, 2004). Recent research with enhanced-efficiency fertilizers, including an urease inhibitor such as nBTPT, has shown improved N use efficiency (Fontanetto et al., 2010) (**Figure 6**).



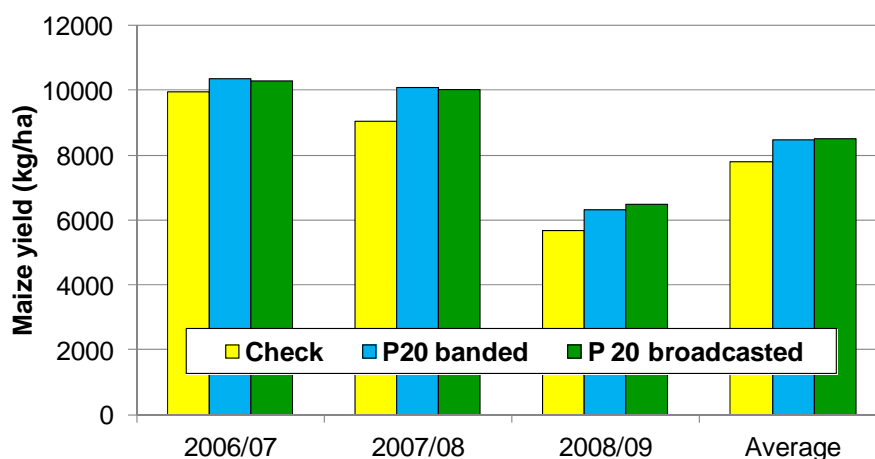
**Figure 6.** Grain yield for different surface-applied N rates and sources in late-planting maize at Rafaela (Santa Fe, Argentina) in the 2008/09 season (Fontanetto et al., 2010).

## 4. Right place

### 4.1. P fertilization placement for grain crops

Phosphorus fertilization for grain crops in Argentina and Uruguay, is generally carried out at planting, banding the fertilizer with or close to the seed (2-5 cm below and/or to the side), depending on planting equipment. In recent years, research has shown that pre-plant broadcast of P fertilizers would be an efficient alternative under no-tillage systems (Bordoli et al., 2004 ; Bianchini, 2003; Echeverría et al., 2004; Barbagelata et al., 2011) (**Figure 7**). This pre-plant broadcast applications should follow some considerations : i) System under no-tillage for more than 5 years, ii) Broadcast at least 45 days before

planting, iii) P rates of 20 kg P/ha or more, and iv) Precipitation greater of 50 mm between application and planting.



**Figure 7.** Maize grain yield for different P placement methods under no-tillage in three growing seasons and the average for 18 sites, at the northern pampas of Argentina. P rates are indicated as kg P/ha. Banded was done at planting, and broadcasted 45-60 days before planting. Source: G. Ferraris and coworkers, EEA INTA Pergamino, Buenos Aires, Argentina.

### Final considerations

- Crop managers select practices to apply the right source at the right rate and time, and in the right place, based on decision support provided by crop advisers, extensionists, agronomists, and research scientists through on-farm, station and laboratory research.
- The 4Rs would greatly contribute in defining sustainable nutrient management in Latin America through the interaction of all stakeholders: Customers, Residents & Consumers; Advisers, Agronomists and Resource Managers; Producers; Research scientists, scientific organizations; Governments, regulatory institutions; and Fertilizer industry.

### References

- Alvarez R., H. Steinbach, C. Alvarez y S. Grigera. 2003. Recomendaciones para la fertilización nitrogenada de trigo y maíz en la pampa ondulada. *Informaciones Agronómicas* 18:14-19. INPOFOS Cono Sur. Acassuso, Buenos Aires, Argentina.
- Álvarez R., G. Rubio, C. Álvarez, y R. Lavado. 2010. Fertilidad de suelos: Caracterización y Manejo en la Región Pampeana. Editorial Facultad de Agronomía. Buenos Aires, Argentina. 423 pp. ISBN 978-950-29-1234-9.
- Barbagelata P. 2011. Fertilización fosfatada para trigo y maíz en siembra directa: Diagnostico de fertilidad y estrategias de fertilización. *In* F. García y A. Correndo (eds.). *Actas Simposio Fertilidad 2011*. IPNI-Fertilizar AC.
- Barbazán M., C. Boutes, L. Beux, M. Bordoli J.D. Cano, O. Ernst, A. García, F. Garcia, y A. Quincke. 2011. Fertilización potásica en cultivos de secano sin laboreo en Uruguay: rendimiento según análisis de suelos. *Agrociencia Uruguay - Volumen 15* 2:93-99.



- Barbieri P. A., H. E. Echeverría, y H. R. Sainz Rozas. 2008. Nitratos en el suelo a la siembra o al macollaje como diagnóstico de la nutrición nitrogenada en trigo en el sudeste bonaerense. Actas CD XXI Congreso Argentino de la Ciencia del Suelo. San Luis. AACCS.
- Bautes C, Barbazán MM, Beux L. 2009. Fertilización potásica inicial y residual en cultivos de secano en suelos sobre Areniscas Cretácicas y transicionales. *Informaciones Agronómicas del Cono Sur*, 41: 1 – 8.
- Berardo A., S. Ehrh, F. Grattone y F. García. 2001. Corn yield response to phosphorus fertilization in the southern Pampas. *Better Crops International* 15(1): 3-5.
- Bianchini A. 2003. Localización de fósforo en siembra directa. Actas XI Congreso Nacional de AAPRESID. Rosario, Santa Fe. Pp. 309-314.
- Bordoli J.M., A. Quincke y A. Marchessi. 2004. Fertilización fosfatada de trigo en siembra directa. XIX Congreso Argentino de la Ciencia del Suelo. Actas CD. AACCS, Paraná, Entre Ríos, Argentina.
- Bruulsema T., C. Witt, F. García, S. Li, T.N. Rao, F. Chen and S. Ivanova. 2008. A Global Framework for Fertilizer BMPs. *Better Crops* 92 (2): 13-15. IPNI. Norcross, GA. USA.
- Bruulsema T., J. Lemunyon, and B. Herz. 2009. Know your fertilizer rights. *Crops & Soils*. March-April, 13- 17. ASA. Madison, Wisconsin, EE.UU.
- Cano JD, Ernst O, García F. 2007. Respuesta a la fertilización potásica en maíz para grano en suelos del noreste de Uruguay. *Informaciones Agronómicas del Cono Sur*, 36: 9 - 12.
- Ciampitti I., G. Rubio, L. Picone y F. García. 2009. El fósforo en la agricultura: Mejores prácticas de manejo. In F. García e I. Ciampitti (ed.). *Simposio Fertilidad 2009: Mejores prácticas de manejo para una mayor eficiencia en la nutrición de cultivos*. IPNI Cono Sur. Acassuso, Buenos Aires, Argentina. pag. 35-51. ISBN 978-987-24977-1-2.
- Díaz-Zorita, M. 2000. Urea fertilization timing effect on wheat grain yields in Drabble, Buenos Aires, Argentina. *Ciencia del Suelo* 18[2], 125-131.
- Díaz Zorita M. 2004. Importancia del fósforo en la nutrición mineral del girasol. En: [www.fertilizar.org](http://www.fertilizar.org)
- Díaz Zorita M., F. García and R. Melgar. 2002. Fertilización en soja y trigo-soja: Respuesta de la fertilización en la región pampeana. *Boletín Proyecto Fertilizar*. EEA INTA Pergamino. 44 pág.
- Echeverría H. and F. García. 1998. Guía para la fertilización fosfatada de trigo, maíz, girasol y soja. *Boletín Técnico No.149*. EEA INTA Balcarce.
- Echeverría H. y F. García (eds.). 2005. *Fertilidad de Suelos y Fertilización de Cultivos*. Editorial INTA. Buenos Aires. 525 pp. ISBN 987-521-192-3.
- Echeverría H., H. Sainz Rozas, A. Bianchini y F. García. 2004. Utilización y residualidad de fósforo bajo siembra directa en la región pampeana. Actas XIX Congreso Nacional de la Ciencia del Suelo. Paraná, Entre Ríos. AACCS.
- Ferrari M., J. Ostojic, L. Ventimiglia, H. Carta y G. Ferraris. 2000. Fertilización de maíz: buscando una mayor eficiencia en el manejo del nitrógeno y el fósforo. Actas: "Fertilidad 2000" (IPNI Cono Sur) Rosario, pp. 23-37.
- Fontanetto H. 2004. Nutrición de los cultivos y manejo de la fertilidad del suelo en la región central de Santa Fe. In Actas Fertilidad de Suelos para una Agricultura Sustentable. INPOFOS Cono Sur. Pag. 19-25.
- Fontanetto H., S. Gambaudo, O. Keller, J. Albrecht, D. Gialvra, C. Negro, L. Belotti y H. Boschetto. 2010. Efecto de un inhibidor de la ureasa sobre la fertilización nitrogenada en maíz de segunda. Actas XXII CACS. Rosario, Santa Fe. AACCS.
- García A, Quincke A, Pereira S, Díaz M. 2009. Respuesta a Cloruro de Potasio (KCl) en trigo y cebada. En: *Jornada de Cultivos de Invierno: INIA La Estanzuela*. Montevideo: INIA. (Actividades de Difusión: 566). pp. 13 - 18.
- García F.O. 2007. Requerimientos nutricionales del cultivo: Respuestas a la fertilización. In E. Satorre (ed.). *Producción de trigo*. 1a. edición. AACREA. Buenos Aires, Argentina. pp. 37-42. ISBN 978-987-22576-8-2.
- García F.; M. Boxler; J. Minteguaga; R. Pozzi; L. Firpo; I. Ciampitti; A. Correndo; F. Bauschen; A. Berardo y N. Reussi Calvo. 2010. *La Red de Nutrición de la Región Crea Sur de Santa Fe: Resultados y conclusiones de los primeros diez años 200-2009*. 2a. ed. AACREA. Buenos Aires, Argentina. ISBN ISBN 978-987-1513-07-9. 64 pag.
- García F. y A. Correndo (eds.). 2011. Actas Simposio Fertilidad 2011. IPNI-Fertilizar AC. Rosario, Santa Fe. ISBN 978-987-24977-2-9
- García F., K. Fabrizzi, L. Picone y F. Justel. 1999. Volatilización de amoníaco a partir de fertilizantes nitrogenados aplicados superficialmente bajo siembra directa y labranza convencional. 14º. *Latinamerican Congress of Soil Science*. Pucón, Chile. 8-12 November 1999.

- García F., K. Fabrizzi, M. Ruffo y P. Scarabicchi. 1997. Fertilización nitrogenada y fosfatada de maíz en el sudeste de Buenos Aires. Actas VI Congreso Nacional de Maíz. AIANBA. Pergamino, Buenos Aires, Argentina.
- García F. y F. Salvagiotti. 2010. Fertilizer best management practices in Argentina with emphasis on cropping systems. *In* L. Prochnow, V. Casarin y S. Regina Stipp (ed.). Boas practicas para uso eficiente de fertilizantes Volume 1. Contexto mundial e practicas de soporte. IPNI Brasil. Piracicaba, Sao Paulo, Brasil. pp. 111-142. ISBN 978-85-98519-04-3.
- González Montaner, J., G. Maddonni, N. Mailland and M. Porsborg. 1991. Optimización de la respuesta a la fertilización nitrogenada en el cultivo de trigo a partir de un modelo de decisión para la Subregión IV (Sudeste de la Provincia de Buenos Aires). *Ciencia del Suelo* 9:41-51.
- González Montaner, J., M. Di Nápoli, P. Calviño, N. Mailland, M. Posborg, F. Dodorico and J. Andenoché. 2003. Nitrógeno en trigo. *CREA Magazine*. 272:56-59.
- Gutiérrez Boem F.H., J.S. Scheiner, J. Moyano y R.S. Lavado. 2002. Cambio en la disponibilidad de fósforo del suelo por el agregado de fertilizante. Actas XVIII Congreso Argentino de la Ciencia del Suelo. Puerto Madryn. Versión CD.
- IFA. 2009. The Global "4R" Nutrient Stewardship Framework for Developing and Delivering Fertilizer Best Management Practices. IFA Task Force on Fertilizer Best Management Practices. AgCom/09/32, A/09/68. Paris, France. 10 p.
- Magdoff F., D. Ross y J. Amadon. 1984. A soil test for nitrogen availability to corn. *Soil Sci. Soc. Am. J.* 48:1301-1304.
- Melaj M., H. Echeverría, S. Lopez, G. Studdert, F. Andrade, and N. Barbaro. 2003. Timing of Nitrogen Fertilization in Wheat under Conventional and No-Tillage System. *Agronomy Journal* 2003 95: 6: 1525-1531.
- Melchiori R. y O. Paparotti. 1996. Fertilización nitrogenada en trigo, evaluación de dosis y momento de aplicación. Jornada de Actualización Técnica en el cultivo de Trigo. Serie Extensión N°9. EEA INTA Paraná.
- Melgar R. y M. Diaz Zorita (eds.). 2008. La fertilización de cultivos y pasturas. Editorial Hemisferio Sur. Buenos Aires, Argentina. 2ª. Edición. 588 pp. ISBN 978-950-504-597-6.
- Rubio G., M.J. Cabello, y F. Gutierrez Boem. 2007. ¿Cuanto fósforo hay que aplicar para alcanzar el umbral crítico de fósforo disponible en el suelo? II. Cálculos para las zonas Sur y Norte de la Región Pampeana. *Informaciones Agronómicas* 35: 6-10. IPNI Cono Sur. Acaassuso, Buenos Aires, Argentina.
- Ruiz R., E. Satorre, G. Maddoni, J. Carcova y M. Otegui. 2001. Umbrales de decisión para la fertilización nitrogenada en maíz. VII Congreso Nacional de Maíz. AIANBA. Pergamino, Buenos Aires, Argentina.
- Saínz Rozas H, Calviño P, Echeverría H, Redolatti M and Barbieri P. 2008. Contribution of anaerobically mineralized nitrogen to reliability of planting or presidedress soil nitrogen test in maize. *Agronomy Journal* 100:1020-1025.
- Sainz Rozas H., H. Echeverría, G. Studdert y F. Andrade. 1999. No-till maize nitrogen uptake and yield: Effect of urease inhibitor and application time. *Agron. J.* 91:950-955.
- Sainz Rozas H., H. Echeverría, G. Studdert y G. Dominguez. 2000. Evaluation of the presidedress soil nitrogen test for no-tillage maize fertilized at planting. *Agron. J.* 92:1176-1183.
- Salvagiotti, F..2004. Estrategias en el manejo de nutrientes en el sur de Santa Fe. Actas Simposio Fertilidad 2004. Rosario, Argentina.
- Salvagiotti, F. Vernizzi, A. 2006. Pérdidas de nitrógeno por volatilización y su efecto en el rendimiento del cultivo de maíz. Para mejorar la produccion - INTA Oliveros 32[MAIZ], 96-102.